

DUPLEX INSTALLATION

A. GENERAL NOTES:

- The device shown may be used when the inspection authority having jurisdiction requires the installation of a service disconnecting means adjacent to the meter. MPC furnished gang meter center only if installation is all-electric.
- Requirements regarding accessibility to equipment, unobstructed working space, clearances, proper mounting and conduit arrangement are specified under Service Locations.
- Placement of meter socket in alley ways or areas where meter is subject to damage shall require advance approval of a qualified employee.

B. OVERHEAD SERVICE:

- Metering center and conduit straps shall be fastened to building using lead anchors (brick or solid masonry), toggle bolts (other masonry siding) or wood screws (studs, solid lumber). All screws and bolts shall be minimum #12 x 1-1/2" corrosion resistant. A minimum of four (4) fasteners shall be used to mount metering center.

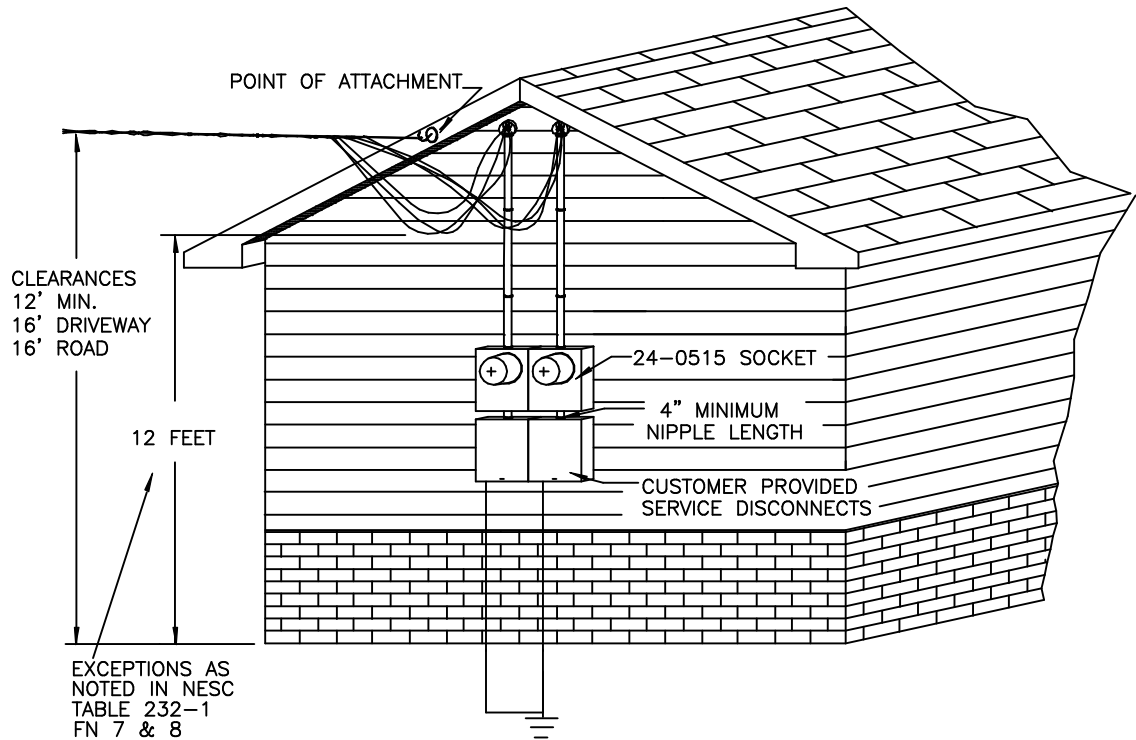
C. UNDERGROUND SERVICE:

- Customer installs wiring trough and meter sockets shall be furnished by Company and installed by customer. MPC maintains a list of approved sockets for use on its system.
- Customer provides single service lateral attachment point in trough.
- No other conductors, conduits, or wireways can be connected to the line side wiring trough.

D. MARKING:

- Each socket position and the corresponding building unit served (suite, apartment, or office) shall be accurately, clearly and permanently labeled before meters are installed.

Letters and/or numbers shall be a minimum 1" height of contrasting color.

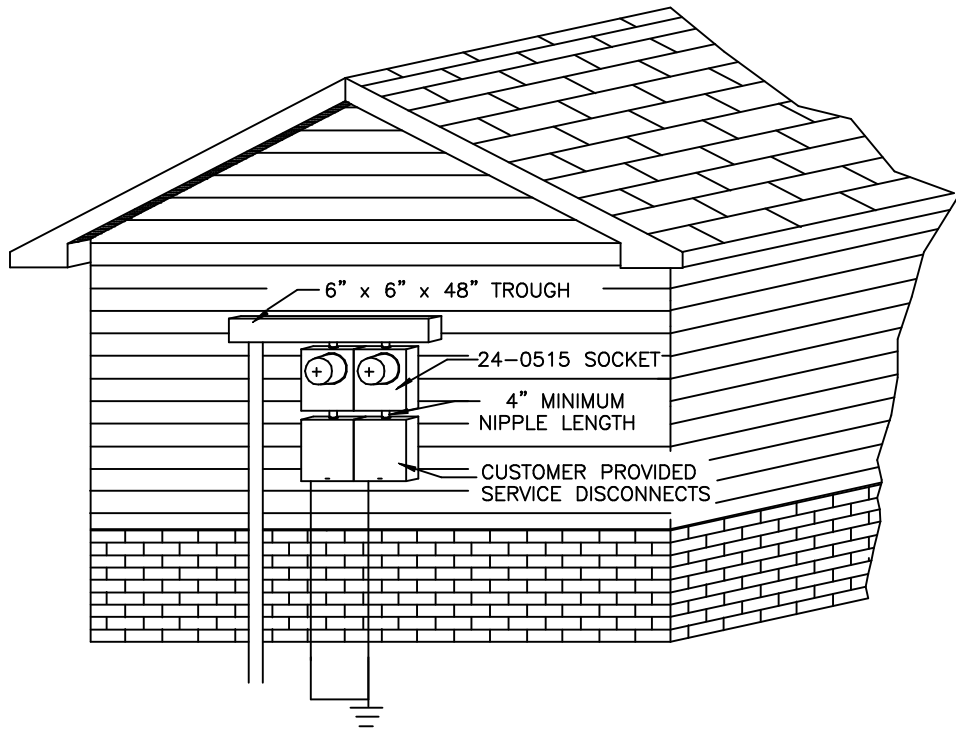


CLEARANCES
12' MIN.
16' DRIVEWAY
16' ROAD


12 FEET

EXCEPTIONS AS
NOTED IN NESC
TABLE 232-1
FN 7 & 8

OVERHEAD INSTALLATION



UNDERGROUND INSTALLATION

Mississippi Power 
the southern electric system

DISTRIBUTION SPECIFICATIONS ©

SUBJECT DUPLEX INSTALLATION

DETAIL _____

Date 10/13/95

Plate 57

File MS0083

UNDERGROUND SINGLE PHASE SERVICE FOR MULTI-FAMILY HOUSING

(with six or less units per building using gang meter center)

A. GENERAL NOTES:

- The device shown may be used when the inspection authority having jurisdiction requires the installation of a service disconnecting means adjacent to the meter. MPC furnishes the gang meter center only if the installation is all-electric. Tenant breakers are furnished and installed by customer.
- Requirements regarding accessibility to equipment, unobstructed working space, clearances, proper mounting and conduit arrangement are specified under Service Locations.
- Placement of meter socket in alley ways or areas where meter is subject to damage shall require advance approval of a qualified employee.

B. UNDERGROUND SERVICE: (illustrated)

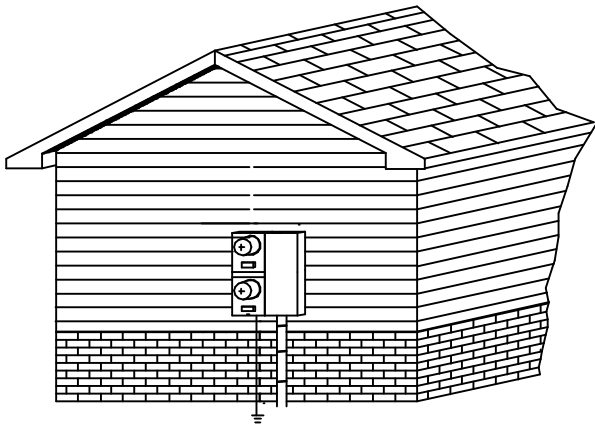
- **Wiring Space and Line-side Connections:**
 - Line side studs shall be equipped with nut, flat washer, and pressure maintaining (as a “Belleville”) spring washer.
 - Torquing requirements shall be clearly marked in the line side compartment. Load side conductors shall be properly torqued by customer. Line side conductors shall be installed and torqued by Company.
 - Metering center and conduit straps shall be fastened to building using lead anchors (brick or solid masonry), toggle bolts (other masonry siding) or wood screws (studs, solid lumber). All screws and bolts shall be minimum #12 x 1-1/2” corrosion resistant. A minimum of four (4) fasteners shall be used to mount metering center.
- **Minimum Conduit Requirements:**
 - Two Positions: (1) 3” conduit
 - Three or Four Positions: (1) 3” conduit
 - Five or Six Positions: (2) 3” conduit or (1) 4” conduit

C. OVERHEAD SERVICE:

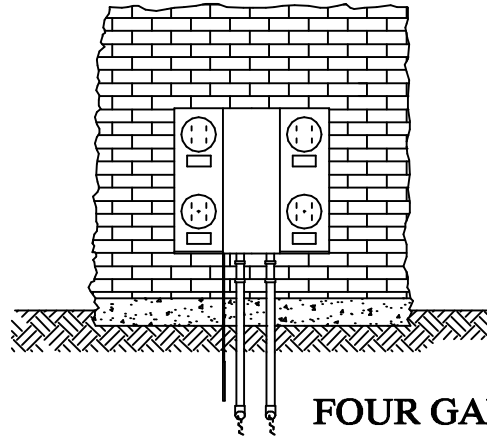
- It is unlikely that all-electric installations will utilize an overhead service entrance. Requirements for this installation are not specified but will generally follow requirements as shown in Single Family Dwellings.

D. MARKING:

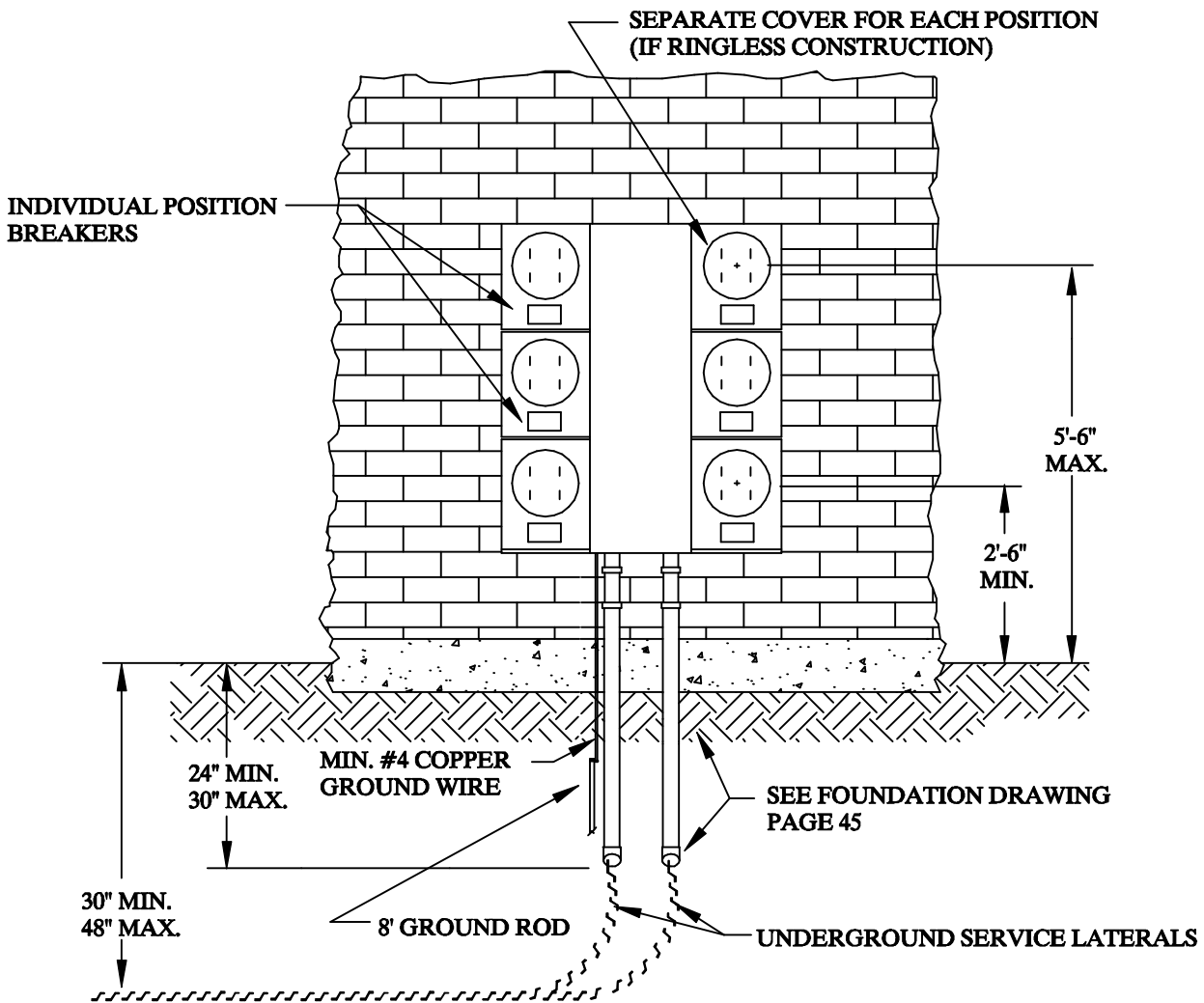
- Each socket position and the corresponding building unit served (suite, apartment, or office) shall be accurately, clearly and permanently labeled before meters are installed. Letters and/or numbers shall be a minimum 1” height of contrasting color.



TWO GANG



FOUR GANG



MULTI-FAMILY INSTALLATION GREATER THAN SIX POSITIONS

A. GENERAL NOTES:

- The device shown may be used when the inspection authority having jurisdiction requires the installation of a service disconnecting means adjacent to the meter. MPC furnishes the disconnect enclosure and socket enclosures only if the installation is all-electric. Customer should contact MPC prior to purchasing main disconnect and tenant breakers for manufacturer type.
- Meter socket enclosures are available in multiples of four (4) units only.
- Installations which are not all-electric require customer furnished and MPC approved equipment.
- Requirements regarding accessibility to equipment, unobstructed working space, clearances, proper mounting and conduit arrangement are specified under Service Locations.
- Placement of meter socket in alley ways or areas where meter is subject to damage shall require advance approval of a qualified employee.

B. UNDERGROUND SERVICE: (illustrated)

- Wiring Space and Line-side Connections:
- Line side studs shall be equipped with nut, flat washer, and pressure maintaining (as a “Belleville”) spring washer. All parts shall be plated to prevent corrosion. Customer furnished connectors shall meet requirements of U.L. “486 B”.
- Torquing requirements shall be clearly marked in the line side compartment. Load side conductors shall be properly torqued by customer. Line side conductors shall be installed and torqued by Company.
- Metering center and conduit straps shall be fastened to building using lead anchors (brick or solid masonry), toggle bolts (other masonry siding) or wood screws (studs, solid lumber). All screws and bolts shall be minimum #12 x 1-1/2” corrosion resistant. A minimum of four (4) fasteners shall be used to mount metering center.
- Minimum Conduit Requirements:
 - Two Positions: (1) 3” conduit
 - Three or Four Positions: (1) 3” conduit
 - Five or Six Positions: (2) 3” conduit or (1) 4” conduit

C. OVERHEAD SERVICE:

- It is unlikely that all-electric installations will utilize an overhead service entrance. Requirements for this installation are not specified but will generally follow requirements as shown in Single Family Dwellings.

D. MARKING:

- Each socket position and the corresponding building unit served (suite, apartment, or office) shall be accurately, clearly and permanently labeled before meters are installed. Letters and/or numbers shall be a minimum 1” height of contrasting color.

METERING ASSEMBLY
MPC FURNISHED IF ALL ELECTRIC

SEPARATE COVER FOR EACH POSITION
(IF RINGLESS CONSTRUCTION)

INDIVIDUAL POSITION
BREAKERS
CUSTOMER PROVIDED

ENCLOSURE FOR
BREAKER OR FUSIBLE
DISCONNECT PROVIDED
BY CUSTOMER

MAIN DISCONNECT
CUSTOMER PROVIDED

MIN. #4 COPPER
GROUND WIRE

24" MIN.
30" MAX.

30" MIN.
48" MAX.

8' GROUND ROD
OR NEC APPROVED
GROUNDING ELECTRODE

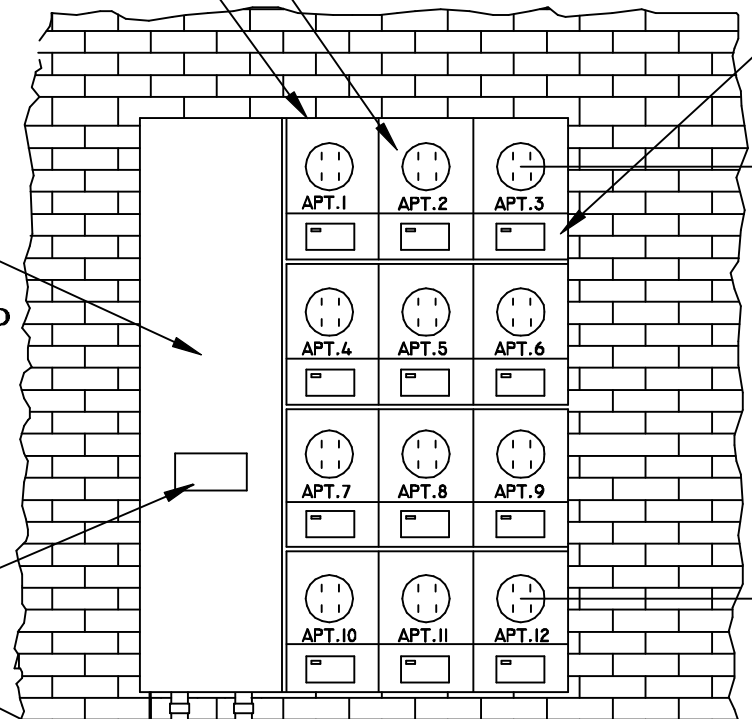
CONDUIT INSTALLATION
REFERENCE FOUNDATION DRAWING PAGE 45

CONDUIT - SUFFICIENT SIZE AND NUMBER

UNDERGROUND SERVICE LATERALS

5'-6"
MAX.

2'-6"
MIN.



Mississippi Power
the southern electric system



DISTRIBUTION SPECIFICATIONS

©

SUBJECT MULTI-FAMILY INSTALLATION GREATER THAN 6 POSITIONS

DETAIL _____

Date 10/13/95

Plate 61

File MS0026