


ROCK ON and plant a rock garden!

Did you know:
Earth is divided
into three layers: the
crust, the mantle and
the core. The Earth's
crust is made
up of rock.



You don't have to be a master gardener to create a fun garden! Step outside for a walk in your neighborhood or backyard and see what rocks you can find.

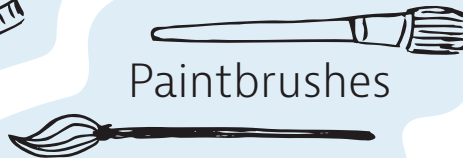
SUPPLIES:



Rocks of
various
sizes



Craft
paint



Paintbrushes

Permanent
marker



DIRECTIONS:

1. Paint

Paint the rocks on all sides with a couple of coats of paint and set aside to dry.

2. Draw

Once all of the rocks are dry, use a permanent marker to draw your favorite artwork on the rocks.


3. Display

Display painted rocks in a pot filled with dirt or sand, in a flower bed around your house or on a table as a centerpiece.

4. Share

Take a photo of your rock garden and send it to us on social media!

Tag Mississippi Power in your photo or submit your picture to our inbox on Facebook ([facebook.com/mississippipower](https://www.facebook.com/mississippipower)) or Instagram ([instagram.com/mississippipower](https://www.instagram.com/mississippipower)).




LOUIE'S OUTDOOR CLASSROOM



LOUIE'S DOODLE BUG ART SHOW

- How to join the show:** 1. Draw and color your favorite outside activity. 2. Take a photo of your art and crop.
3. Post on Facebook with the hashtag [#doodlebug](#) so we can showcase your masterpiece on our timeline.



[#doodlebug](#)






LOUIE'S



OUTDOOR CLASSROOM

Nature Scavenger Hunt

Walk outside and step into nature to see what earth has to offer. Follow this guide to look, feel and listen to nature. Cross off each item you come across and see how many you can find!



Look

- bird's nest
- insect/bug
- deer
- wild berries
- ants
- animal tracks
- spiderweb
- clouds

Feel

- pine cone
- moss
- sand
- feather
- magnolia leaf
- smooth rock
- tree stump
- mud

Listen

- flowing water
- singing bird
- croaking frog
- blowing wind
- chirping cricket
- barking dog
- buzzing bee
- mooing cow

1-8 = Junior Nature Expert | 9-17 = Super Searcher | 18+ = Master Hunter

Share your projects with us via social media by either tagging Mississippi Power in your photo or submitting your picture to our inbox on Facebook (facebook.com/mississippipower) or Instagram (instagram.com/mississippipower).



LOUIE'S




OUTDOOR CLASSROOM


Plant a Sunflower Garden

Sunflowers are easy to grow! Just plant them when temperatures are warm during the late spring and summer in a spot with plenty of sun and water.

MATERIALS:



Sunflower seeds



Compost or organic soil

*Purchase online or at local nursery




DIRECTIONS:

Begin by picking out a good spot to grow sunflowers. Sunflowers grow best in full sun and prefer moist but well-drained soil.

1. Place the sunflower seed in the ground.
2. Gently push the sunflower seed into the soil.
3. Cover the sunflower seed with dirt.
4. Press down firmly.
5. Give them plenty of room to grow.
6. Water sunflower seeds.

Depending on the type of sunflower you planted, plants will begin to produce flowers in 7 to 12 weeks!



Share your projects with us via social media by either tagging Mississippi Power in your photo or submitting your picture to our inbox on Facebook ([facebook.com/mississippipower](https://www.facebook.com/mississippipower)) or Instagram ([instagram.com/mississippipower](https://www.instagram.com/mississippipower)).